



## STELLAR

### Flexible Design Multiple Applications

Introducing our high-quality, flexible LED silicone flex featuring unique co-extrusion technology. This innovative design combines exceptional flexibility with superior lighting performance, making it ideal for a wide variety of indoor and outdoor applications.



OPEN SOURCE

### Technical Specifications

#### General

ID	: 22798
Driver Non-Integral	: Constant Voltage
Operating Voltage	: 24Vdc
Operating Temperature	: -25°C to 45°C

#### Light Source

CRI (Ra)	: >90
LED Life Time	: ≥50,000 Hours

#### Driver

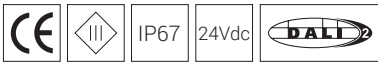
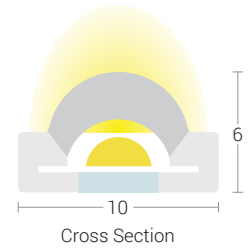
Power Supply	: Non - Integral
--------------	------------------

#### Physical

Body	: Silicone
Mounting	: Clamp

#### Optical Performance

Optical Beam Angle	: 120°
--------------------	--------

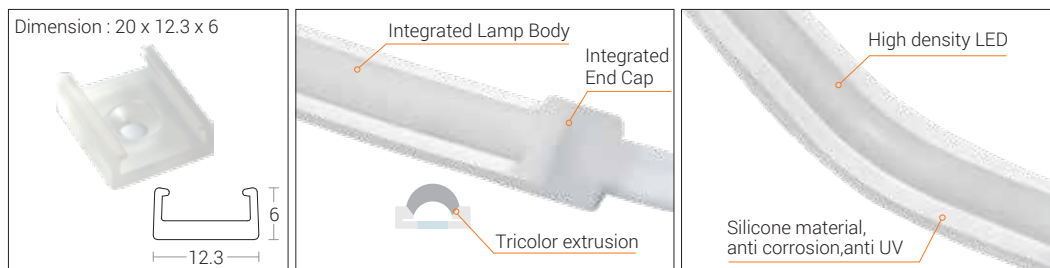


### Mono Colour

Wattage	CCT	Lumen (LM/M)	Efficiency(LM/W)	Unit length(mm)	Run length(M)
10W/m	3000K	660	66	25	5 / 10

**Note** : Other CCT's available on request.

### Mounting Accessories





OPEN SOURCE

### Technical Specifications

#### General

ID	: 23366
Minimum Bend Dia	: 100 mm
Driver Non-Integral	: Constant Voltage
Operating Voltage	: 24Vdc
Operating Temperature	: -25°C to 45°C

#### Light Source

CRI (Ra)	: >90
LED Life Time	: ≥50,000 Hours

#### Physical

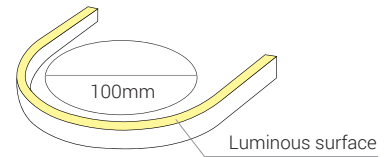
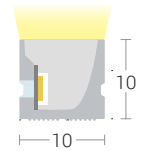
Body	: Silicone - Side Bend
Mounting	: Aluminium Clamp

#### Driver

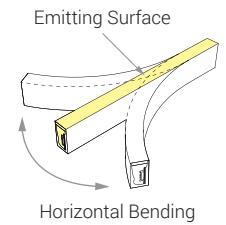
Power Supply	: Non - Integral
--------------	------------------

#### Optical Performance

Optical Beam Angle	: 120°
--------------------	--------



Min. Bending Diameter

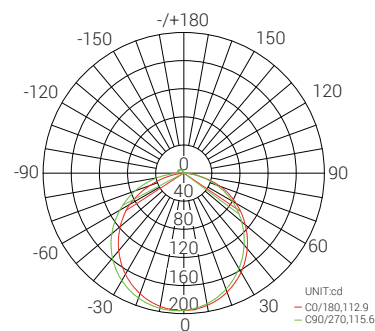


#### Mono Colour

Wattage	CCT	Lumen (LM/M)	Efficiency(LM/W)	Unit length(mm)	Run length(M)
10W/m	3000K	620	62	35.7	5 / 10

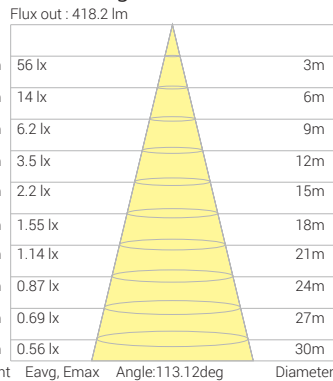
Note : Other CCT's available on request.

#### Illuminance Distribution



Average Optical Beam Angle (50%) : 114.2Deg

#### Cone Diagram



Note: The above data is based on 24V ,10W/M, single colour with 3000K colour temperature. The max run length of 10W/M is 10M.



OPEN SOURCE

### Technical Specifications

#### General

ID	: 23397
Minimum Bend Dia	: >150 mm
Driver Non-Integral	: Constant Voltage
Operating Voltage	: 24Vdc
Operating Temperature	: -25°C to 45°C

#### Light Source

CRI (Ra)	: >90
LED Life Time	: ≥50,000 Hours

#### Driver

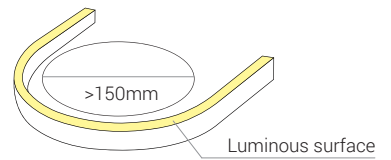
Power Supply	: Non - Integral
--------------	------------------

#### Physical

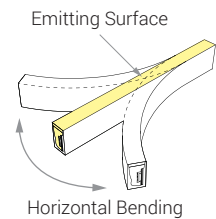
Body	: Silicone - Side Bend
Mounting	: Aluminium Clamp

#### Optical Performance

Optical Beam Angle	: 120°
--------------------	--------



Min. Bending Diameter



#### Mono Colour

Wattage	CCT	Lumen (LM/M)	Efficiency(LM/W)	Unit length(mm)	Run length(M)
10W/m	3000K	310	31.5	50	5 / 10

Note : Other CCT's available on request.

#### On Request

##### Pixel RGBW - SPI

Wattage	CCT	Lumen (LM/M)	Efficiency(LM/W)	Unit length(mm)	Max. Run length(M)	Pixel(PCS)
14.5W/m	RGBW	218	15.0	125	7	8

##### Pixel RGBW - DMX512

Wattage	CCT	Lumen (LM/M)	Efficiency(LM/W)	Unit length(mm)	Max. Run length(M)	Pixel(PCS)
15W/m	RGBW	211	14.1	125	7	8



**Technical Specifications**

**General**

ID	: 23398
Minimum Bend Dia	: ≥200 mm
Driver Non-Integral	: Constant Voltage
Operating Voltage	: 24Vdc
Operating Temperature	: -25°C to 45°C

**Light Source**

CRI (Ra)	: >90
LED Life Time	: ≥50,000 Hours

**Driver**

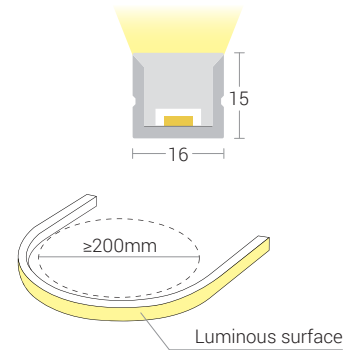
Power Supply	: Non - Integral
--------------	------------------

**Physical**

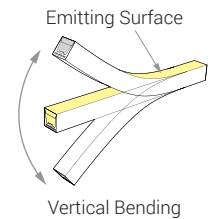
Body	: Silicone - Top Bend
Mounting	: Aluminium Clamp

**Optical Performance**

Optical Beam Angle	: 120°
--------------------	--------



Min.Bending Diameter



**Mono Colour**

Wattage	CCT	Lumen (LM/M)	Efficiency(LM/W)	Unit length(mm)	Run length(M)
10W/m	3000K	540	54	50	5 / 10

**Note** : Other CCT's available on request.

**On Request**

**Pixel RGBW - SPI**


Wattage	CCT	Lumen (LM/M)	Efficiency(LM/W)	Unit length(mm)	Max. Run length(M)	Pixel(PCS)
14.5W/m	RGBW	342	23.6	125	7	8

**Pixel RGBW - DMX512**

Wattage	CCT	Lumen (LM/M)	Efficiency(LM/W)	Unit length(mm)	Max. Run length(M)	Pixel(PCS)
15W/m	RGBW	329	21.9	125	7	8

## Accessories

Integral End Cap (IP67)



Front Cable Entry


Side Cable Entry

Bottom Cable Entry

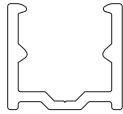
End Cap

## Mounting Accessories


Stellar 16 - TV



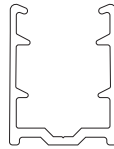
Aluminium Clamp




Stellar 15 - SV



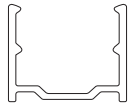
Aluminium Clamp



Stellar 10 - SV




Aluminium Clamp



Stellar 6



Mounting Clip



Cable Details

OD : 6.0mm / Inner Core : 20AWG

Silicone Cable



Waterproof Connector

Silicone cable



M12 Male / Female Connector

\* Fixture manufactured to desired length with factory IP66 tested (not field cuttable)

**Note :** Maximum series length 10 meters with both end drivers & upto 5 meters with a single-end driver.