


Astra surfaced mounted range of LED ceiling lights are a perfect fit for varied lighting applications. The die cast aluminium housing is ideal for better thermal management. High lumen output / different wattage options make this luminaire versatile for indoor lighting solutions.

Product Description

- Luminaire made of die-cast aluminium for better thermal management.
- Die-cast aluminium inner ring with reflector for uniform light distribution.
- High PF constant current LED driver.
- Cable entries for through-wiring of mains supply cable
- Available in 30° beam angle
- Suitable for operation on 240V, 50Hz single phase ac supply.
- Safety class II
- Ordering guide : KL-23675-CCT (Colour Temperature)
- Available CCT : 2700K, 3000K, 4000K, 6500K.



Product Benefits

- Excellent efficiency for high energy savings of up to 80% compared to CFL downlights.
- Replacement of existing CFL downlights with even better performance.
- Quick & simple installation.
- Sustainable LED technology offers durability and optimal light output with low power consumption.

Area of Application

Lobbies & Foyers, Retail Sector, Corridors, Corporate, Residential & Educational premises, Hospitality Industry, Commercial & Business Centers, etc.

Available Finish

Epoxy polyester powder coated Black & Rose Gold.





Technical Specifications

General

ID	: 23675
Product Wattage	: 5W LED
Driver Integrated	: Constant Current
Operating Voltage	: 100-265Vac
Operating Temperature	: -15°~+50°C

Physical

Body	: Die-cast aluminium
Diffuser	: Clear Polycarbonate
Mounting	: Ceiling surface / Fixed
Finish	: Black & Rose gold epoxy polyester powder coating

Light Source


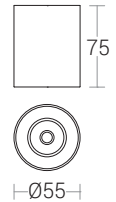
Light Source	: BRIDGELUX
CRI (Ra)	: 90
LED Colour Temperature	: 2700K / 3000K / 4000K / 6500K

Driver

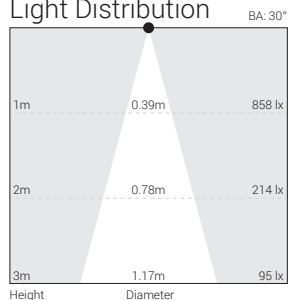
Power Supply	: Integral
Input Voltage	: 230-240Vac
Frequency	: 50-60Hz
Power Factor	: >0.9
THD	: <20%
Surge Protection	: 2.5KV
Efficiency	: >75%

Optical Performance

Colour Temperature	: 3000K
Luminous flux	: 287 lm
Beam Angle	: 30° (Fixed)



Light Distribution




Note : It is our constant endeavor to upgrade the performance of our products. For the latest technical information, IES files and product updates please refer to the website at www.klite.in

Astra surfaced mounted range of LED ceiling lights are a perfect fit for varied lighting applications. The die cast aluminium housing is ideal for better thermal management. High lumen output / different wattage options make this luminaire versatile for indoor lighting solutions.

Product Description

- Luminaire made of die-cast aluminium for better thermal management.
- Die-cast aluminium inner ring with reflector for uniform light distribution.
- High PF constant current LED driver.
- Cable entries for through-wiring of mains supply cable
- Available in 30° beam angle
- Suitable for operation on 240V, 50Hz single phase ac supply.
- Safety class II
- Ordering guide : KL-23683-CCT (Colour Temperature)
- Available CCT : 2700K, 3000K, 4000K, 6500K.



Product Benefits

- Excellent efficiency for high energy savings of up to 80% compared to CFL downlights.
- Replacement of existing CFL downlights with even better performance.
- Quick & simple installation.
- Sustainable LED technology offers durability and optimal light output with low power consumption.

Area of Application

Lobbies & Foyers, Retail Sector, Corridors, Corporate, Residential & Educational premises, Hospitality Industry, Commercial & Business Centers, etc.

Available Finish

Epoxy polyester powder coated Black & Rose Gold.





Technical Specifications

General

ID	: 23683
Product Wattage	: 12W LED
Driver Integrated	: Constant Current
Operating Voltage	: 100-265Vac
Operating Temperature	: -15°~+50°C

Light Source

Light Source	: BRIDGELUX
CRI (Ra)	: 90
LED Colour Temperature	: 2700K / 3000K / 4000K / 6500K

Physical


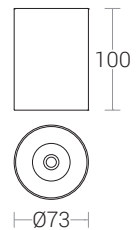
Body	: Die-cast aluminium
Diffuser	: Clear Polycarbonate
Mounting	: Ceiling surface / Fixed
Finish	: Black & Rose gold epoxy polyester powder coating

Driver

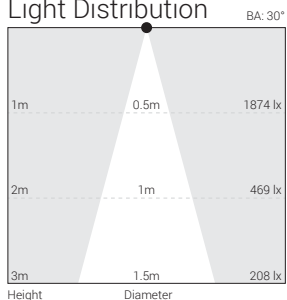
Power Supply	: Integral
Input Voltage	: 230-240Vac
Frequency	: 50-60Hz
Power Factor	: >0.9
THD	: <20%
Surge Protection	: 3KV
Efficiency	: >85%

Optical Performance

Colour Temperature	: 3000K
Luminous flux	: 914 lm
Beam Angle	: 30° (Fixed)



Light Distribution




Note : It is our constant endeavor to upgrade the performance of our products. For the latest technical information, IES files and product updates please refer to the website at www.klite.in

Astra surfaced mounted range of LED ceiling lights are a perfect fit for varied lighting applications. The die cast aluminium housing is ideal for better thermal management. High lumen output / different wattage options make this luminaire versatile for indoor lighting solutions.

Product Description

- Luminaire made of die-cast aluminium for better thermal management.
- Die-cast aluminium inner ring with reflector for uniform light distribution.
- High PF constant current LED driver.
- Cable entries for through-wiring of mains supply cable
- Available in 30° beam angle
- Suitable for operation on 240V, 50Hz single phase ac supply.
- Safety class II
- Ordering guide : KL-23684-CCT (Colour Temperature)
- Available CCT : 2700K, 3000K, 4000K, 6500K.



Product Benefits

- Excellent efficiency for high energy savings of up to 80% compared to CFL downlights.
- Replacement of existing CFL downlights with even better performance.
- Quick & simple installation.
- Sustainable LED technology offers durability and optimal light output with low power consumption.

Area of Application

Lobbies & Foyers, Retail Sector, Corridors, Corporate, Residential & Educational premises, Hospitality Industry, Commercial & Business Centers, etc.

Available Finish

Epoxy polyester powder coated Black & Rose Gold.





Technical Specifications

General

ID	: 23684
Product Wattage	: 20W LED
Driver Integrated	: Constant Current
Operating Voltage	: 100-265Vac
Operating Temperature	: -15°~+50°C

Physical

Body	: Die-cast aluminium
Diffuser	: Clear Polycarbonate
Mounting	: Ceiling surface / Fixed
Finish	: Black & Rose gold epoxy polyester powder coating

Light Source


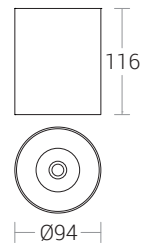
Light Source	: BRIDGELUX
CRI (Ra)	: 90
LED Colour Temperature	: 2700K / 3000K / 4000K / 6500K

Driver

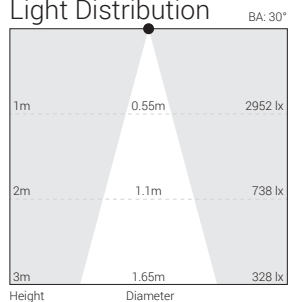
Power Supply	: Integral
Input Voltage	: 230-240Vac
Frequency	: 50-60Hz
Power Factor	: >0.9
THD	: <20%
Surge Protection	: 3KV
Efficiency	: >85%

Optical Performance

Colour Temperature	: 3000K
Luminous flux	: 1589 lm
Beam Angle	: 30° (Fixed)



Light Distribution




Note : It is our constant endeavor to upgrade the performance of our products. For the latest technical information, IES files and product updates please refer to the website at www.klite.in

Astra surfaced mounted range of LED ceiling lights are a perfect fit for varied lighting applications. The die cast aluminium housing is ideal for better thermal management. High lumen output / different wattage options make this luminaire versatile for indoor lighting solutions.

Product Description

- Luminaire made of die-cast aluminium for better thermal management.
- Die-cast aluminium inner ring with reflector for uniform light distribution.
- High PF constant current LED driver.
- Cable entries for through-wiring of mains supply cable
- Available in 30° beam angle
- Suitable for operation on 240V, 50Hz single phase ac supply.
- Safety class II
- Ordering guide : KL-23685-CCT (Colour Temperature)
- Available CCT : 2700K, 3000K, 4000K, 6500K.



Product Benefits

- Excellent efficiency for high energy savings of up to 80% compared to CFL downlights.
- Replacement of existing CFL downlights with even better performance.
- Quick & simple installation.
- Sustainable LED technology offers durability and optimal light output with low power consumption.

Area of Application

Lobbies & Foyers, Retail Sector, Corridors, Corporate, Residential & Educational premises, Hospitality Industry, Commercial & Business Centers, etc.

Available Finish

Epoxy polyester powder coated Black & Rose Gold.





Technical Specifications

General

ID	: 23685
Product Wattage	: 30W LED
Driver Integrated	: Constant Current
Operating Voltage	: 100-265Vac
Operating Temperature	: -15°~+50°C

Physical

Body	: Die-cast aluminium
Diffuser	: Clear Polycarbonate
Mounting	: Ceiling surface / Fixed
Finish	: Black & Rose gold epoxy polyester powder coating

Light Source


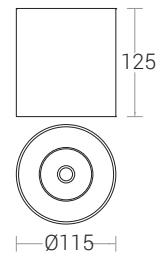
Light Source	: BRIDGELUX
CRI (Ra)	: 90
LED Colour Temperature	: 2700K / 3000K / 4000K / 6500K

Driver

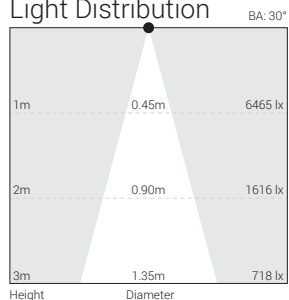
Power Supply	: Integral
Input Voltage	: 230-240Vac
Frequency	: 50-60Hz
Power Factor	: >0.9
THD	: <20%
Surge Protection	: 3KV
Efficiency	: >85%

Optical Performance

Colour Temperature	: 3000K
Luminous flux	: 2566 lm
Beam Angle	: 30° (Fixed)



Light Distribution



Note : It is our constant endeavor to upgrade the performance of our products. For the latest technical information, IES files and product updates please refer to the website at www.klite.in